



ASIAL

AUSTRALIAN SECURITY INDUSTRY
ASSOCIATION LIMITED

ASIAL SECURITY INDUSTRY LICENSING REPORT 2024



The 5th annual ASIAL Security Industry Licensing Report draws on licensing data provided by state and territory regulators to provide an annual snapshot of the state of the security industry.

This year's report shows strong growth in the number of individual security licence numbers, an increase of 10,145 nationally, with Victoria (+4,087), Queensland (+2,815) and Western Australia (+1,765) in particular posting strong growth.

The total number of individual security licence numbers at the end of December 2023 stood at 162,535, with licensed security firm/Master License numbers rising to 13,055.

Based on current year-on-year growth, individual security licence numbers will surpass 200,000 within the next five years.

The ASIAL Security Industry Licensing Report reflects the growing reliance on the services provided by the industry. They also underscore the pressing need to introduce nationally consistent regulatory standards for the industry.

What the past few decades have illustrated is that with the pluralisation of policing, the private security industry has taken on significant new roles and responsibilities, whether in the protective, electronic, physical or cyber security domains.

ASIAL's Model Act (National Private Security Act) provides a starting point for discussion towards establishing nationally consistent regulatory standards. The simple truth is that if we fail to act now in addressing regulatory inconsistencies, we are only going to make the challenge of doing so even more difficult in the future.

Events such as the 2032 Brisbane Olympic Games are fast approaching where the eyes of the world will be on Australia. Delivering a safe and secure games will require a collective effort, including a significant contribution from the security industry. To ensure we have the capability and capacity to meet this demand, we need to act now.

Federal, state and territory governments along with industry stakeholders need to put aside their differences and come together for the greater good and help to strengthen Australia's national security arrangements.

Acknowledgement

ASIAL would like to acknowledge the support provided by each state and territory security industry regulator in providing the licensing data to prepare this report.

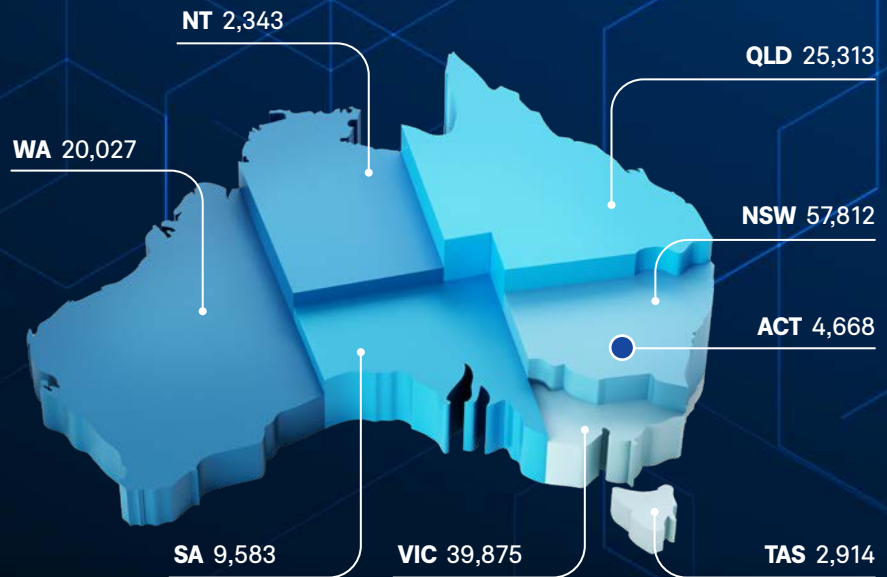
- **ACT** – Access Canberra
- **NSW** – Security Licensing & Enforcement Directorate, NSW Police Force
- **NT** - Department of Industry, Tourism & Trade
- **QLD** – Office of Fair Trading
- **SA** - Consumer and Business Services
- **TAS** - Consumer Building and Occupational Services, Department of Justice
- **VIC** – Licensing & Regulation Division, VIC Police
- **WA** – Licensing Enforcement Division, WA Police



Individual Security Licence holders as at 31 December 2023

	2022	2023
WA	18,262	20,027
VIC	35,788	39,875
TAS	2,636*	2,914
NT	2,219	2,343
SA	9,156	9,583
QLD	22,498	25,313
NSW	56,670	57,812
ACT	5,679	4,668

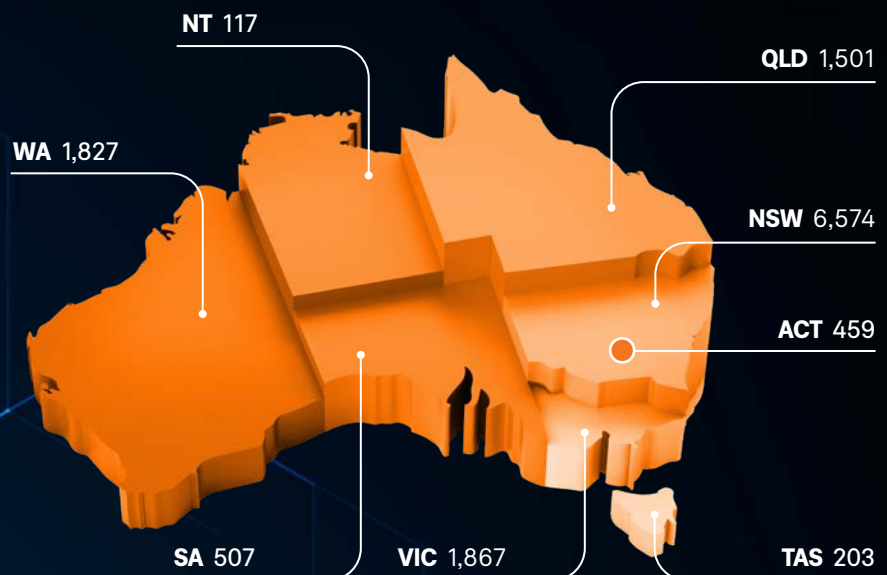
*The figure for 2022 is for the year ending 30 June 2022



2023 TOTAL: **162,535**

Security Firm/Master Licence holders as at 31 December 2023

	2022	2023
WA	1,766	1,827
VIC	1,807	1,867
TAS	197	203
NT	106	117
SA	499	507
QLD	1,492	1,501
NSW	6,412	6,574
ACT	465	459

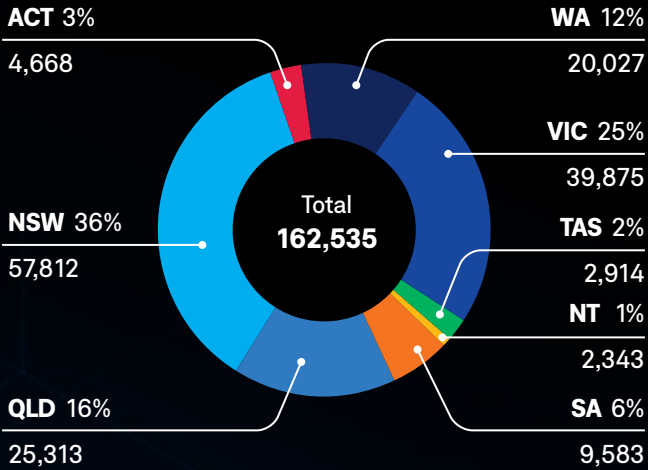


2023 TOTAL: **13,055**

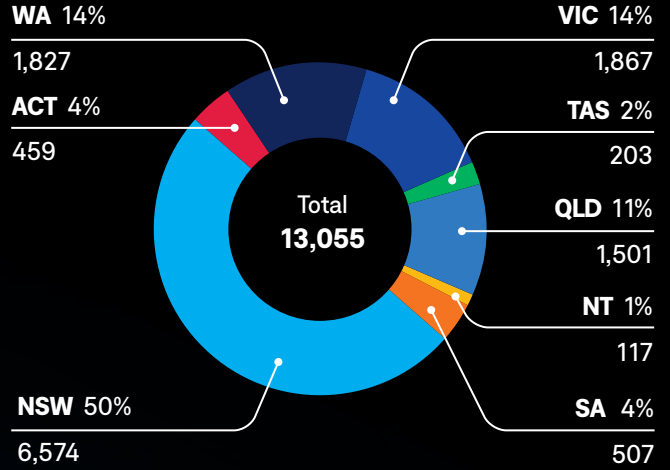
STATE OF THE NATION

Total number of licence holders by state/territory - end 2023

Individual Security Licence holders

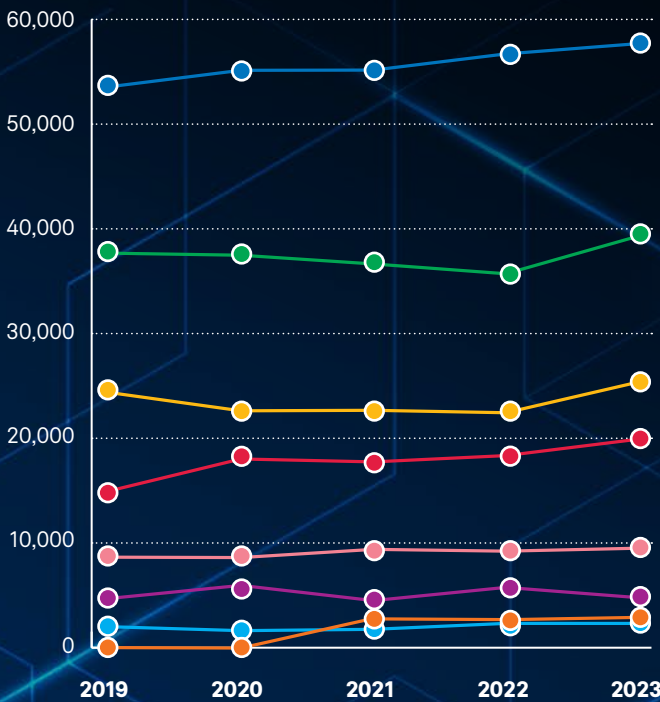


Security Firm / Master Licence holders

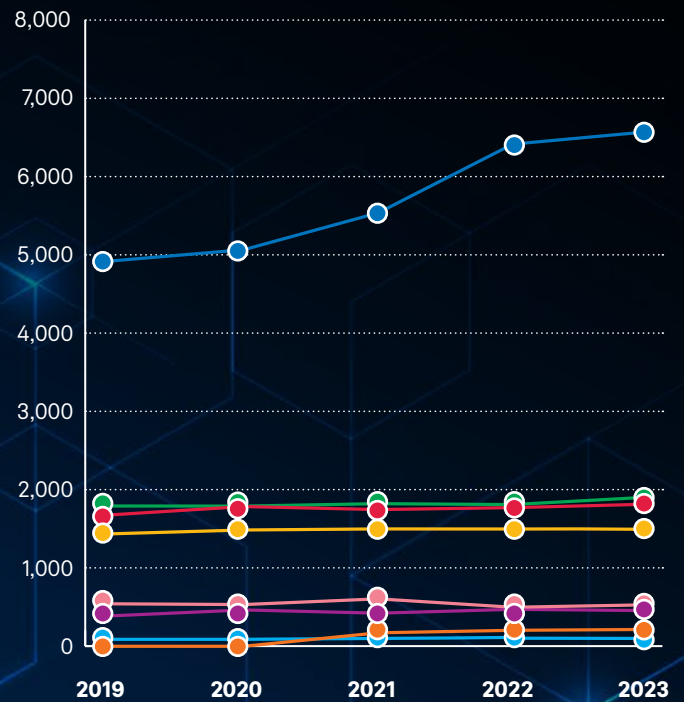


Year on year movement by state/territory

Individual Security Licence holders



Security Firm / Master Licence holders



NSW VIC QLD WA SA ACT NT TAS

ACT

Key highlights

- Decrease in individual licence numbers, with a possible explanation being the introduction of Automatic Mutual Recognition in the ACT. In addition, recent year's statistics for cancelled/terminated licences were inclusive of lapsed licences that did not renew by the listed expiry date. Access Canberra has not cancelled/terminated any security licences in this period.

Individual Licence Holders	31 Dec 22	31 Dec 23
Total number of Individual licence holders	5,679	4,668
1A Patrol, guard, watch or protect property (including CIT)	4,828	4,016
1B Act as a bodyguard	172	152
1C Act as a crowd controller	4,247	3,624
1D Guard with a dog	41	36
1E Act as a monitoring centre operator	2,044	2,150
1FC Guard with a firearm for cash in transit	105	83
1FP Guard with a firearm for protecting property	49	45
2A Acts as a security consultant	243	201
2B Sell security equipment	597	483
2C Carry out surveys and inspections of security equipment	551	437
2D Give advice about security equipment	561	446
2E Install, maintain, monitor, repair or service security equipment	781	616
New individual licence applications	1,081	1,323
Individual licences cancelled/ terminated	1,152*	0*

Master Licence Holders	31 Dec 22	31 Dec 23
Total number of Master Licence holders	465	387
New Master Licence applications	52	72
Master Licences cancelled/ terminated	89	0*

NSW

Key highlights

- Individual security licence volumes have been affected by the merging of the former 1A (Unarmed Guard) and 1C (Crowd Controller) classes into the new 1A (Security Officer) class, and the creation of the new 1C (Cash-in-Transit Guard) class.
- 88.83% of individual security licence holders were male (89.1% in 2022) and 11.13% female (10.9% in 2022), 0.03% were undisclosed.

Individual Licence Holders	31 Dec 22	31 Dec 23
Total number of Individual licence holders	56,670	57,812
1A	45,389	46,467
1B	1,467	1,468
1C	43,441	2,185
1D	561	533
1E	21,486	23,317
1F	2,068	2,020
2A	1,762	1,721
2B	12,760	13,979
2C	14,336	15,739
2D	839	848
2E	1,620	1,641
New individual licence applications	6,306	7,256
Individual licence cancellations/ terminations	344	258

Master Licence Holders	31 Dec 22	31 Dec 23
Total number of Master Licence holders	6,412	6,574
MA	1,544	1,573
MB	2,918	3,060
MC	1,401	1,394
MD	340	335
ME	209	212
New Master Licence applications	1,043	1,138
Master Licences cancellations/ terminations	64	76

NT

Key highlights

- Individual security licence holders were up 9%.
- Security firm licence holders grew by 10.3%.

Individual Licence Holders	31 Dec22	31 Dec 23
Crowd Controllers Licence only	71	17
Security Officer and Crowd Controllers	1,943	2,121
Security Officer only	205	205
New individual licence applications	845	771
Individual licences expired	575	538

Security Firm Licence Holders	31 Dec 22	31 Dec 23
Total number of Security Firm Licence holders	106	117
New Company/Firm applications	28	41
Company/Firm licences expired	13	60

TAS

Key highlights

- There was a 10.5% increase in the number of individual security licence holders.

Employee Level – Class/ Activity	31 Dec 22	31 Dec 23
Commercial Employee	9	9
Crowd Control	2,277	2,867
Security Guard General	2,364	2,590
Monitoring Room Operator	501	500
Bodyguard	35	29
Permitted to use Guard Dog	7	6
Permitted to Carry Firearm	48	47
Permitted to Carry Baton	22	21
Permitted to Carry Handcuffs	22	21
Exemption to Display Licence	5	5
Total Licensed Security Guards General - Employee Level	5,290	6,086
No. of individual licence holders	2,636	2,914

QLD

Key highlights

- Individual licence numbers increased by 12.5%.
- 13 Security Firms had their licence cancelled.

Individual Licence Holders	31 Dec 22	31 Dec23
Total number of Individual licence holders	22,498	25,313
New individual licence applications unrestricted	4,266	5,784
New individual licence applications restricted	53	96
Individual licences refused	234	200
Individual licences cancelled	371	412

Security Firm Licence Holders	31 Dec 22	31 Dec 23
Total number of Security Firm Licence holders	1,492	1,501
New Security Firm Licence applications	357	262
Security Firm licence refused	1	1
Security Firm licence cancelled	4	13

Individual Agent – Class/Activity	31 Dec 22	31 Dec 23
Commercial Agent	32	36
Crowd Control	149	147
Security Guarding General	168	163
Monitoring Room Operator	83	80
Bodyguard	44	40
Permitted to use Guard Dog	4	5
Permitted to Carry Firearm	39	36
Permitted to Carry Baton	13	16
Permitted to Carry Handcuffs	13	16
Exemption to Display Licence	4	4
Inquiry Agent	120	130
Total Licensed Individual Agents	669	673

Body Corporate Agent - Class/ Activity	31 Dec 22	31 Dec 23
Commercial Agent	12	13
Crowd Control	52	56
Security Guarding General	65	66
Monitoring Room Operator	32	32
Bodyguard	8	9
Inquiry Agent	28	27
Total Licensed Body Corporate - Agents	197	203

VIC

Key highlights

- 13% increase in individual security licence holders
- Female individual security licence holders increased from 14.6% in 2022 to 15.24% in 2023, male individual security licence holders fell from 85.4% to 84.76%.

Individual Licence Holders	31 Dec 22	31 Dec 23
Total number of Individual licence holders	31,189	35,249
Crowd Controller, Security Guard	27,474	31,517
Security Guard	987	1,054
Bodyguard, Crowd Controller, Security Guard	876	835
Investigator	879	884
Crowd Controller, Investigator, Security Guard	284	280
Crowd Controller	210	210
Private Security Trainer, Crowd Controller, Security Guard	153	151
Other	326	318
Individual registration total	4,589	4,626
Security Equipment Installer, Security Advisor	2,575	2,601
Security Equipment Installer	1,450	1,462
Security Advisor	564	563
New individual licence applications	-	16,240
Individual licences cancelled/ suspended	-	249

Business Licence Holders	31 Dec22	31 Dec23
Total number of Business Licence holders	832	879
Crowd Control, Security Guard	400	439
Security Guard	151	164
Investigator	87	85
Crowd Control, Investigator, Security Guard	31	30
Private Security Trainer	22	23
Other	141	138
Approved new Business Licence applications	-	417
Business registrations	975	988

WA

Key highlights

- 9.6% increase in individual security licence holders
- 3.4% increase in agent licence holders

Individual Licence Holders	31 Dec 22	31 Dec 23
Total number of Individual licence holders	18,262	20,027
New individual licence applications	2,900	3,943

** Includes renewal applications

Agent Licence Holders	31 Dec 22	31 Dec 23
Total number of Agent Licence holders	1,766	1,827
Security Agent	1,370	1,417
Crowd Control Agent	227	243
Inquiry Agent	169	167
New Agent applications	197	237

SA

Key highlights

- Individual security licence holders increased by 4.66%.
- The breakdown of individual licence holders (88.3% male / 11.7% female) was unchanged from the previous year.

Individual Licence Holders	31 Dec 22	31 Dec 23
Total number of Individual licence holders	9,156	9,583
New individual licence applications	1,397	1,895
Individual licences cancelled/ terminated	1,292	1,227

Security Firm Licence Holders	31 Dec 22	31 Dec 23
Total number of Security Firm Licence holders	499	507
New Security Firm applications	56	74
Security Firm licences cancelled/terminated	35	40

KEY 2023 REPORT FINDINGS

1 This year's report shows strong growth in individual security licence numbers, up 10,145 to 162,535 at 31 December 2023.

2 The number of licensed security businesses grew by 311, bringing the total to 13,055 at 31 December 2023.

3 Based on current growth trends, individual security licence numbers will exceed 200,000 and security businesses 15,000 by 2029.

4 With the pluralisation of policing, the private security industry has taken on significant new roles and responsibilities, whether in the protective, electronic, physical or cyber security domains.



ASIAL
AUSTRALIAN SECURITY INDUSTRY
ASSOCIATION LIMITED

THE PEAK BODY
FOR THE SECURITY
INDUSTRY

